

# The Newton's Method

If  $f(x)$ ,  $f'(x)$ , and  $f''(x)$  are continuous near a root  $p$ , then this extra information regarding the nature of  $f(x)$  can be used to develop algorithms that will produce sequences  $\{p_k\}$  that converge faster to  $p$  than either the bisection or false position method. The Newton-Raphson (or simply Newton's) method is one of the most useful and best known algorithms that relies on the continuity of  $f'(x)$  and  $f''(x)$ . The method is attributed to Sir Isac Newton (1643-1727) and Joseph Raphson (1648-1715).

**Theorem (Newton-Raphson Theorem)**. Assume that  $f \in \mathbf{C}^2[a, b]$  and there exists a number  $p \in [a, b]$ , where  $f(p) = 0$ . If  $f'(p) \neq 0$ , then there exists a  $\delta > 0$  such that the sequence  $\{p_k\}_{k=0}^{\infty}$  defined by the iteration

$$p_{k+1} = g(p_k) = p_k - \frac{f(p_k)}{f'(p_k)} \quad \text{for } k = 0, 1, \dots$$

will converge to  $p$  for any initial approximation  $p_0 \in [p - \delta, p + \delta]$ .

**Algorithm (Newton-Raphson Iteration)**. To find a root of  $f(x) = 0$  given an initial approximation  $p_0$  using the iteration

$$p_{k+1} = p_k - \frac{f(p_k)}{f'(p_k)} \quad \text{for } k = 0, 1, \dots, m.$$

**Mathematica Subroutine (Newton-Raphson Iteration)**.

```

NewtonRaphson[x0_, max_] :=
Module[{},
  k = 0;
  p0 = N[x0];
  Print["p0 = ", PaddedForm[p0, {16, 16}], ",    f[p0] = ",
    NumberForm[f[p0], 16] ];
  p1 = p0;
  While[k < max,
    p0 = p1;
    p1 = p0 -  $\frac{f[p0]}{f'[p0]}$ ;
    k = k + 1;
    Print["p" k, " = ", PaddedForm[p1, {16, 16}], ",    f[" p k,
      "] = ", NumberForm[f[p1], 16] ]; ];
  Print[" p = ", NumberForm[p1, 16] ];
  Print[" Δp = ±", Abs[p1 - p0] ];
  Print["f[p] = ", NumberForm[f[p1], 16] ]; ]

```

**Example 1.** Use Newton's method to find the three roots of the cubic polynomial  $f[x] = 4x^3 - 15x^2 + 17x - 6$ .

Determine the Newton-Raphson iteration formula  $g[x] = x - \frac{f[x]}{f'[x]}$  that is used. Show details of the computations for the starting value  $p_0 = 3$ .

### Solution

```

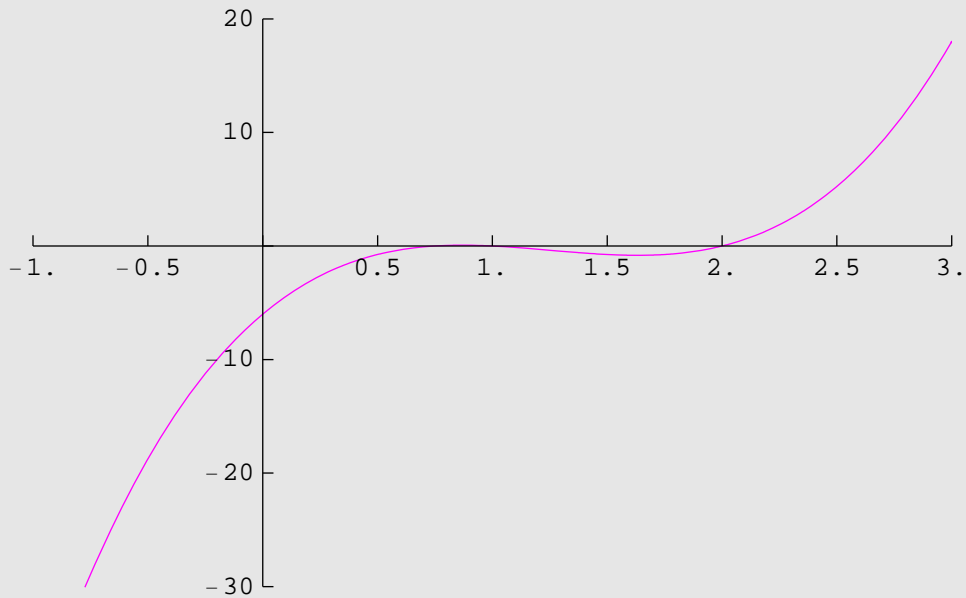
f[x_] = 4 x^3 - 15 x^2 + 17 x - 6;
Print["f[x] = ", f[x] ];

```

$$f[x] = -6 + 17x - 15x^2 + 4x^3$$

Graph the function.

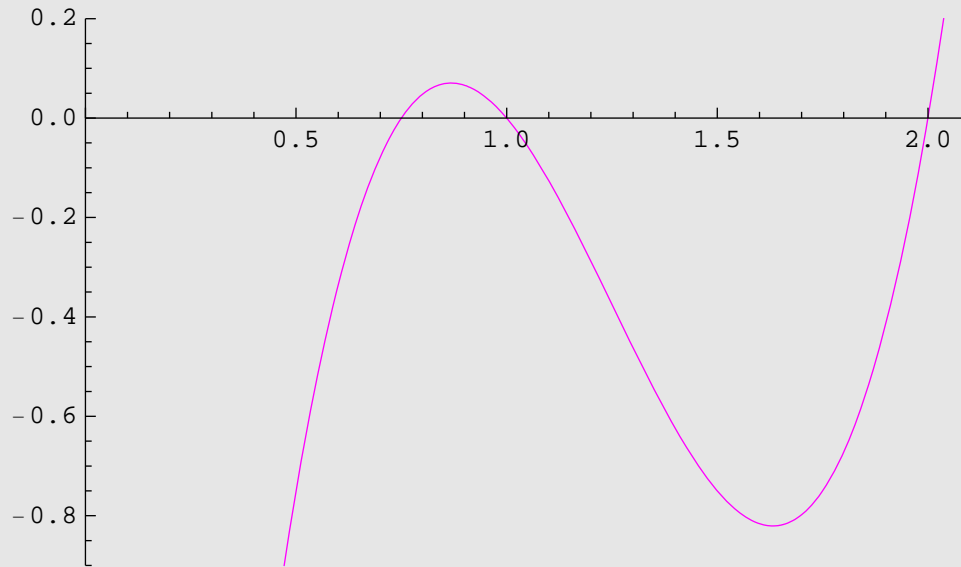
```
Needs["Graphics`Colors`"]
Plot[f[x], {x, -1, 3}, PlotRange -> {{-1, 3}, {-30, 20}},
  Ticks -> {Range[-1, 3, 0.5`], Range[-30, 20, 10]}, PlotStyle -> Magenta]
Print["f[x] = ", f[x]];
```



$$f[x] = -6 + 17x - 15x^2 + 4x^3$$

How many real roots are there ? Really !

```
Plot[f[x], {x, 0, 3}, PlotRange -> {{0, 2.1`}, {-0.9`, 0.2`}},
PlotStyle -> Magenta]
Print["f[x] = ", f[x]];
```



$$f[x] = -6 + 17x - 15x^2 + 4x^3$$

The Newton-Raphson iteration formula  $g[x]$  is

```
g[x_] = x -  $\frac{f[x]}{f'[x]}$ ;
Print["g[x] = ", g[x]];
g[x_] = Simplify[g[x]];
Print["g[x] = ", g[x]];
```

$$g[x] = x - \frac{-6 + 17x - 15x^2 + 4x^3}{17 - 30x + 12x^2}$$

$$g[x] = \frac{6 - 15x^2 + 8x^3}{17 - 30x + 12x^2}$$

Starting with  $p_0 = 3$ , Use the Newton-Raphson method to find a numerical approximation to the root. First, do the iteration one step at a time. Type each of the following commands in a separate cell and execute them one at a time.

```
p0 = 3.0
```

```
3.
```

```
p1 = g[p0]
```

```
2.48571
```

```
p2 = g[p1]
```

```
2.18342
```

```
p3 = g[p2]
```

```
2.04045
```

```
p4 = g[p3]
```

```
2.00265
```

```
p5 = g[p4]
```

```
2.00001
```

```
p6 = g[p5]
```

```
2.
```

```
NewtonRaphson[3.0, 7];
```

```
p0 = 3.0000000000000000, f[p0] = 18.
p1 = 2.4857142857142860, f[p1] = 5.010192419825074
p2 = 2.1834197620337600, f[p2] = 1.244567116269891
p3 = 2.0404526629830990, f[p3] = 0.2172558662514135
p4 = 2.0026544732145300, f[p4] = 0.01333585694116124
p5 = 2.0000125925878950, f[p5] = 0.00006296436663433269
p6 = 2.0000000002854240, f[p6] = 1.427117979346804 × 10-9
p7 = 2.0000000000000000, f[p7] = 0.
p = 2.
Δp = ±2.85424 × 10-10
f[p] = 0.
```

From the second graph we see that there are two other real roots, use the starting values 0.0 and 1.4 to find them.

First, use the starting value  $p_0 = 0.0$ .

```
NewtonRaphson[0.0, 8];
```

```
p0 = 0.0000000000000000, f[p0] = -6.
p1 = 0.3529411764705882, f[p1] = -1.692652147364137
p2 = 0.5670227828549363, f[p2] = -0.4541102868356983
p3 = 0.6850503150510711, f[p3] = -0.1075938266370038
p4 = 0.7367776746893979, f[p4] = -0.01758613258850872
p5 = 0.7492433382396959, f[p5] = -0.00094926415536456
p6 = 0.7499972689032873, f[p6] = -3.4139156444013 × 10-6
p7 = 0.749999999641983, f[p7] = -4.475175785501051 × 10-11
p8 = 0.7499999999999996, f[p8] = 0.
p = 0.7499999999999996
Δp = ±3.58014 × 10-11
f[p] = 0.
```

Then use the starting value  $p_0 = 1.4$ .

```
NewtonRaphson[1.4, 5];
```

```
p0 = 1.4000000000000000, f[p0] = -0.62400000000000023  
p1 = 0.9783783783783780, f[p1] = 0.02017870609835803  
p2 = 1.0017155262247030, f[p2] = -0.001724335120005804  
p3 = 1.0000086994622170, f[p3] = -8.69968925343301 × 10-6  
p4 = 1.0000000002270280, f[p4] = -2.270255095027096 × 10-10  
p5 = 1.0000000000000020, f[p5] = 0.  
  
p = 1.0000000000000002  
Δp = ±2.27026 × 10-10  
f[p] = 0.
```

Compare our result with *Mathematica's* built in numerical root finder.

```
solset = NSolve[f[x] == 0, x];  
NumberForm[TableForm[solset], 11]
```

```
x → 0.75  
x → 1.  
x → 2.
```

This can also be done with *Mathematica's* built in symbolic solve procedure.

```
solset = Solve[f[x] == 0, x];
Print["f[x] = ", Factor[f[x]]];
NumberForm[TableForm[solset], 11]
```

$$f[x] = (-2 + x)(-1 + x)(-3 + 4x)$$

```
x → 3/4
x → 1
x → 2
```

**Definition (Order of a Root)** Assume that  $f(x)$  and its derivatives  $f'(x), \dots, f^{(m)}(x)$  are defined and continuous on an interval about  $x = p$ . We say that  $f(x) = 0$  has a root of order  $m$  at  $x = p$  if and only if

$$f(p) = 0, f'(p) = 0, f''(p) = 0, \dots, f^{(m-1)}(p) = 0, f^{(m)}(p) \neq 0.$$

A root of order  $m = 1$  is often called a **simple root**, and if  $m > 1$  it is called a **multiple root**. A root of order  $m = 2$  is sometimes called a **double root**, and so on. The next result will illuminate these concepts.

**Definition (Order of Convergence)** Assume that  $p_n$  converges to  $p$ , and set  $E_n = p - p_n$  for  $n \geq 0$ . If two positive constants  $A \neq 0$  and  $R > 0$  exist, and

$$\lim_{n \rightarrow \infty} \frac{|p - p_{n+1}|}{|p - p_n|^R} = \lim_{n \rightarrow \infty} \frac{|E_{n+1}|}{|E_n|^R} = A,$$

then the sequence is said to converge to  $p$  with **order of convergence  $R$** . The number  $A$  is called the **asymptotic error constant**. The cases  $R = 1, 2$  are given special consideration.

(i) If  $R = 1$ , the convergence of  $\{p_k\}_{k=0}^{\infty}$  is called **linear**.



(ii) If  $R = 2$ , the convergence of  $\{p_k\}_{k=0}^{\infty}$  is called **quadratic**.

### Theorem (Convergence Rate for Newton-Raphson Iteration)

Assume that Newton-Raphson iteration produces a sequence  $\{p_k\}_{k=0}^{\infty}$  that converges to the root  $p$  of the function  $f(x)$ .

If  $p$  is a simple root, then convergence is quadratic and

$$|E_{k+1}| \approx \frac{|f''(p)|}{2|f'(p)|} (|E_k|)^2 \text{ for } k \text{ sufficiently large.}$$

If  $p$  is a multiple root of order  $m$ , then convergence is linear and

$$|E_{k+1}| \approx \frac{m-1}{m} |E_k| \text{ for } k \text{ sufficiently large.}$$

**Example 2.** Use Newton's method to find the roots of the cubic polynomial  $f[x] = x^3 - 3x + 2$ .

**2 (a) Fast Convergence.** Investigate quadratic convergence at the simple root  $p = -2$ , using the starting value  $p_0 = -2.4$

**2 (b) Slow Convergence.** Investigate linear convergence at the double root  $p = 1$ , using the starting value  $p_0 = 1.2$

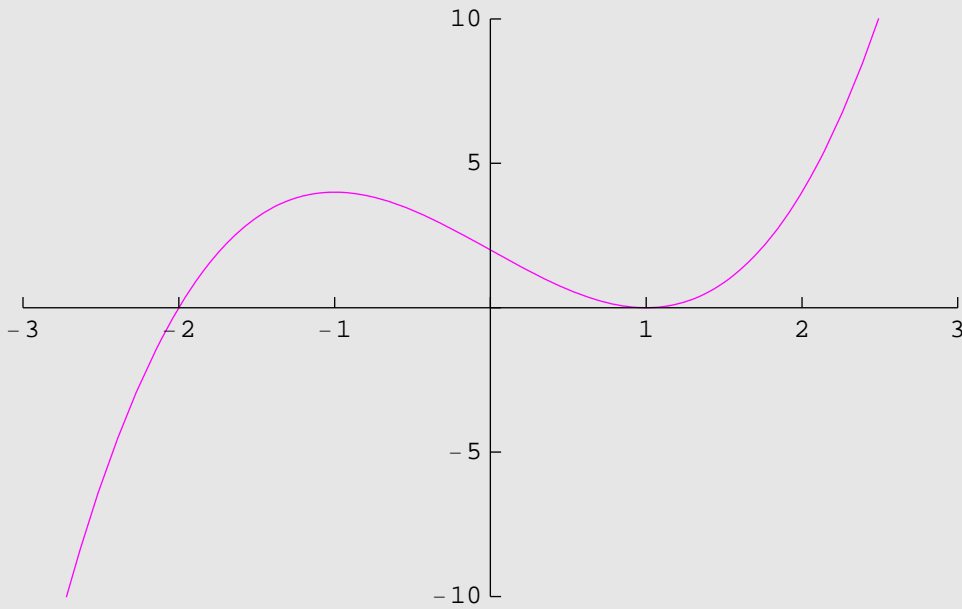
### Solution

```
f[x_] = x^3 - 3 x + 2;
Print["f[x] = ", f[x] ];
```

$$f[x] = 2 - 3x + x^3$$

Graph the function.

```
Needs["Graphics`Colors`"]
Plot[f[x], {x, -3, 3}, PlotRange -> {{-3, 3}, {-10, 10}},
  Ticks -> {Range[-3, 3, 1], Range[-10, 10, 5]}, PlotStyle -> Magenta]
Print["f[x] = ", f[x]];
```



$$f[x] = 2 - 3x + x^3$$

The Newton-Raphson iteration formula  $g[x]$  is

```

g[x_] = x -  $\frac{f[x]}{f'[x]}$ ;
Print["g[x] = ", g[x] ];
g[x_] = Simplify[g[x] ];
Print["g[x] = ", g[x] ];

```

$$g[x] = x - \frac{2 - 3x + x^3}{-3 + 3x^2}$$

$$g[x] = \frac{2(1 + x + x^2)}{3(1 + x)}$$

**2 (a) Fast Convergence.** Investigate quadratic convergence at the simple root  $p = -2$ , using the starting value  $p_0 = -2.4$

First, do the iteration one step at a time.

Type each of the following commands in a separate cell and execute them one at a time.

```
p0 = -2.4
```

```
-2.4
```

```
p1 = g[p0]
```

```
-2.07619
```

```
p2 = g[p1]
```

```
-2.0036
```

```
p3 = g[p2]
```

```
-2.00001
```

```
p4 = g[p3]
```

```
-2.
```

```
p5 = g[p4]
```

```
-2.
```

```
p6 = g[p5]
```

```
-2.
```

Notice that convergence is fast and the sequence is converging to the simple root  $p = -2$

```
NewtonRaphson[-2.4, 7];
```

```
p0 = -2.4000000000000000,    f[p0] = -4.6239999999999999
p1 = -2.0761904761904760,    f[p1] = -0.7209865025375244
p2 = -2.0035960106756570,    f[p2] = -0.03244173033865483
p3 = -2.0000085899722210,    f[p3] = -0.00007731019271695061
p4 = -2.0000000000491910,    f[p4] = -4.427214150837244 × 10-10
p5 = -2.0000000000000000,    f[p5] = 0.
p6 = -2.0000000000000000,    f[p6] = 0.
p7 = -2.0000000000000000,    f[p7] = 0.

p = -2.
Δp = ±0.
f[p] = 0.
```

At the simple root  $p = -2$  we can explore the relationship

$$|E_{k+1}| \approx \frac{|f''(p)|}{2|f'(p)|} (|E_k|)^2 \text{ for } k \text{ sufficiently large.}$$

This will be done by investigating the ratio  $\frac{|E_{k+1}|}{(|E_k|)^2} \approx \frac{|f''(p)|}{2|f'(p)|}$  for  $k$  sufficiently large.

```

Nk = 4;
Pk = NestList[g, -2.4, Nk];
Vk = Table[i - 1, {i, 1, Nk + 1}];
Ek = -2 - Pk;
Qk = Take[Abs[Ek], -Nk] / Take[Ek^2, Nk];
Qk = Append[Qk, " "];
Tvals = Transpose[{Vk, Pk, Ek, Qk}];
NumberForm[
  TableForm[Tvals,
    TableHeadings ->
      {None, {"k", "pk", "Ek=p-pk", "
         $\frac{|\text{SubscriptBox[E, k+1]}|}{(|\text{SubscriptBox[E, k]}|)^2}$ "}}},
    TableSpacing -> {3, 1}], 15]

```

k	p <sub>k</sub>	E <sub>k</sub> =p-p <sub>k</sub>	$\frac{ \text{SubscriptBox[E, k+1]} }{( \text{SubscriptBox[E, k]} )^2}$
0	-2.4	0.4	0.476190476190475
1	-2.07619047619048	0.0761904761904759	0.619469026548608
2	-2.00359601067566	0.00359601067565629	0.664277916183774
3	-2.00000858997222	8.58997222108471 × 10 <sup>-6</sup>	0.666654809538057
4	-2.00000000004919	4.91908735966717 × 10 <sup>-11</sup>	

Evaluate the quantity  $\frac{|f''(p)|}{2|f'(p)|}$  at the root  $p = -2$ .

```
Abs[f''[-2]]
----- == 2/3 == 0.6666666666666666
2 Abs[f'[-2]]
```

```
True
```

Which is close to the computed value  $\frac{|E_3|}{(|E_3|)^2} = 0.666654809469126$

**2 (b) Slow Convergence.** Investigate linear convergence at the double root  $p = 1$ , using the starting value  $p_0 = 1.2$

First, do the iteration one step at a time.

Type each of the following commands in a separate cell and execute them one at a time.

```
p0 = 1.2
```

```
1.2
```

```
p1 = g[p0]
```

```
1.10303
```

```
p2 = g[p1]
```

```
1.05236
```

```
p3 = g[p2]
```

```
1.0264
```

```
p4 = g[p3]
```

```
1.01326
```

```
p5 = g[p4]
```

```
1.00664
```

```
p6 = g[p5]
```

```
1.00333
```

Notice that convergence is slow, but the sequence is converging to the double root  $p = 1$

```
NewtonRaphson[1.2, 25];
```

```

p0 = 1.2000000000000000,    f[p0] = 0.12800000000000001
p1 = 1.1030303030303030,    f[p1] = 0.03293942176586806
p2 = 1.0523564171979160,    f[p2] = 0.00836710238417515
p3 = 1.0264008140553680,    f[p3] = 0.002109410394502964
p4 = 1.0132577338719060,    f[p4] = 0.0005296328010917506
p5 = 1.0066434177726740,    f[p5] = 0.0001326982063480919
p6 = 1.0033253746264610,    f[p6] = 0.00003321112159881956
p7 = 1.0016636072932840,    f[p7] = 8.30737186041652 × 10-6
p8 = 1.0008320340873970,    f[p8] = 2.077418169044165 × 10-6
p9 = 1.0004160747097450,    f[p9] = 5.194265224606198 × 10-7
p10 = 1.0002080517783450,    f[p10] = 1.298656329140613 × 10-7
p11 = 1.0001040294960360,    f[p11] = 3.246753399466229 × 10-8
p12 = 1.0000520156497570,    f[p12] = 8.1170243859674 × 10-9
p13 = 1.0000260080497260,    f[p13] = 2.029273638015638 × 10-9
p14 = 1.0000130040806280,    f[p14] = 5.073206299499589 × 10-10
p15 = 1.0000065020532280,    f[p15] = 1.268303240209434 × 10-10
p16 = 1.0000032510311470,    f[p16] = 3.170774753868955 × 10-11
p17 = 1.0000016255111940,    f[p17] = 7.926992395823618 × 10-12
p18 = 1.0000008127426750,    f[p18] = 1.981748098955904 × 10-12
p19 = 1.0000004063517890,    f[p19] = 4.953815135877448 × 10-13
p20 = 1.0000002031692980,    f[p20] = 1.239008895481675 × 10-13
p21 = 1.0000001015292060,    f[p21] = 3.064215547965432 × 10-14
p22 = 1.0000000512281560,    f[p22] = 7.993605777301127 × 10-15
p23 = 1.0000000252216060,    f[p23] = 1.998401444325282 × 10-15
p24 = 1.0000000120159870,    f[p24] = 6.661338147750939 × 10-16
p25 = 1.0000000027764380,    f[p25] = 0.

p = 1.000000002776438
Δp = ±9.23955 × 10-9
f[p] = 0.

```



At the double root  $p = 1$  we can explore the relationship

$$|E_{k+1}| \approx \frac{1}{2} |E_k| \text{ for } k \text{ sufficiently large.}$$

This will be done by investigating the ratio  $\frac{|E_{k+1}|}{|E_k|} \approx \frac{1}{2}$  for  $k$  sufficiently large.

```

Nk = 24;
Pk = NestList[g, 1.2, Nk];
Vk = Table[i - 1, {i, 1, Nk + 1}];
Ek = 1 - Pk;
Qk = Take[Abs[Ek], -Nk] / Take[Abs[Ek], Nk];
Qk = Append[Qk, " "];
Tvals = Transpose[{Vk, Pk, Ek, Qk}];
NumberForm[
  TableForm[Tvals,
    TableHeadings ->
      {None, {"k", "Pk", "Ek=p-Pk", "
        | SubscriptBox[E, k + 1] |
        | SubscriptBox[E, k] |"}},
    TableSpacing -> {3, 1}], 15]

```

k	$p_k$	$E_k = p - p_k$	$\frac{ SubscriptBox[E, k+1] }{ SubscriptBox[E, k] }$
0	1.2	-0.2	0.515151515151514
1	1.103030303030303	-0.103030303030303	0.508165225744476
2	1.05235641719792	-0.0523564171979156	0.504251732038289
3	1.02640081405537	-0.0264008140553682	0.502171404415834
4	1.01325773387191	-0.0132577338719055	0.501097535737622
5	1.00664341777268	-0.00664341777267707	0.500551785277615
6	1.00332537462646	-0.00332537462645854	0.500276654562143
7	1.00166360729329	-0.00166360729329051	0.500138518720712
8	1.0008320340874	-0.000832034087399292	0.500069307340506
9	1.00041607470977	-0.000416074709769454	0.500034665680735
10	1.0002080517784	-0.000208051778397778	0.500017335844799
11	1.00010402949595	-0.000104029495952229	0.500008668671489
12	1.00005201564977	-0.0000520156497736402	0.500004334522064
13	1.00002600805035	-0.0000260080503498017	0.500002167312679
14	1.00001300408154	-0.0000130040815424781	0.500001083672986
15	1.00000650205486	$-6.50205486341093 \times 10^{-6}$	0.500000541822512
16	1.00000325103096	$-3.25103095466517 \times 10^{-6}$	0.500000270876813
17	1.00000162551636	$-1.62551635796149 \times 10^{-6}$	0.500000135506633
18	1.0000008127584	$-8.12758399248992 \times 10^{-7}$	0.500000067753298
19	1.00000040637926	$-4.06379254691558 \times 10^{-7}$	0.500000033876644
20	1.00000020318964	$-2.03189641112545 \times 10^{-7}$	0.500000016391924
21	1.00000010159482	$-1.01594823886941 \times 10^{-7}$	0.500000005463974
22	1.00000005079741	$-5.07974124985822 \times 10^{-8}$	0.500000004371179
23	1.00000002539871	$-2.53987064713357 \times 10^{-8}$	0.500000004371179
24	1.00000001269935	$-1.26993533466902 \times 10^{-8}$	

Compare our result with *Mathematica's* built in numerical root finder.

```
solset = NSolve[f[x] == 0, x];  
NumberForm[TableForm[solset], 11]
```

```
x → -2.  
x → 1.  
x → 1.
```

This can also be done with *Mathematica's* built in symbolic solve procedure.

```
solset = Solve[f[x] == 0, x];  
Print["f[x] = ", Factor[f[x] ]];  
NumberForm[TableForm[solset], 11]
```

```
f[x] = (-1 + x)2 (2 + x)
```

```
x → -2  
x → 1  
x → 1
```

### Reduce the volume of printout.

After you have debugged your program and it is working properly, delete the unnecessary print statements

```
Print["p0 = ", PaddedForm[N[p0], {11, 11}], ", f[p0] = ", f[p0] ];
Print["p", k, " = ", PaddedForm[N[p1], {11, 11}], ", f[p", k,
      "] = ", f[p1] ];
```

```
p0 = 1.00000001200, f[p0] = 6.66134 × 10-16
p25 = 1.00000000280, f[p25] = 0.
```

## Concise Program for the Newton-Raphson Method

```
NewtonRaphson[x0_, max_] :=
Module[{},
  k = 0;
  p0 = N[x0];
  p1 = p0;
  While[k < max,
    p0 = p1;
    p1 = p0 -  $\frac{f[p0]}{f'[p0]}$ ;
    k = k + 1; ];
  Print[" p = ", NumberForm[p1, 16] ];
  Print[" Δp = ±", Abs[p1 - p0] ];
  Print["f[p] = ", NumberForm[f[p1], 16] ];
```

Now test this subroutine using the function in Example 1.

```
f[x_] = 4 x3 - 15 x2 + 17 x - 6;
Print["f[x] = ", f[x] ];
```

```
f[x] = -6 + 17 x - 15 x2 + 4 x3
```

```
NewtonRaphson[3.0, 7];
```

```
p = 2.
Δp = ±2.85424 × 10-10
f[p] = 0.
```

```
NewtonRaphson[0.0, 8];
```

```
p = 0.74999999999999996
Δp = ±3.58014 × 10-11
f[p] = 0.
```

```
NewtonRaphson[1.4, 5];
```

```
p = 1.00000000000000002
Δp = ±2.27026 × 10-10
f[p] = 0.
```

## Error Checking in the Newton-Raphson Method

Error checking can be added to the Newton-Raphson method. Here we have added a third parameter  $\delta$  to the subroutine which estimate the accuracy of the numerical solution.

```
NewtonRaphson[x0_, δ_, max_] :=
Module[{},
k = 0;
p0 = N[x0];
Δp = 1;
While[And[k < max, δ < Abs[Δp]],
Δp =  $\frac{f[p0]}{f'[p0]}$ ;
p1 = p0 - Δp;
k = k + 1;
p0 = p1; ];
Print[" p = ", NumberForm[p1, 11] ];
Print[" Δp = ±", Abs[Δp] ];
Print["f[p] = ", NumberForm[f[p1], 11] ]; ];
```

The following subroutine call uses a maximum of 20 iterations, just to make sure enough iterations are performed. However, it will terminate when the difference between consecutive iterations is less than  $10^{-10}$ . By interrogating  $k$  afterward we can see how many iterations were actually performed.

```
f[x_] = 4 x3 - 15 x2 + 17 x - 6;  
Print["f[x] = ", f[x] ];
```

f[x] = -6 + 17 x - 15 x<sup>2</sup> + 4 x<sup>3</sup>

```
NewtonRaphson[0.0, 10-10, 20];
```

$p = 0.75$

$\Delta p = \pm 3.58014 \times 10^{-11}$

$f[p] = 0.$

## Various Scenarios for Newton-Raphson Iteration.

```
NewtonRaphson[x0_, max_] :=
Module[{},
  k = 0;
  p0 = N[x0];
  Print["f[x] = ", f[x] ];
  g[x_] = x -  $\frac{f[x]}{f'[x]}$ ;
  Print["g[x] = x -  $\frac{f[x]}{f'[x]}$ "];
  Print["g[x] = ", g[x] ];
  Print["g[x] = ", Simplify[g[x]]];
  Print[" p0 = ", PaddedForm[p0, {16, 16}], ", f[p0] = ",
    NumberForm[f[p0], 16] ];
  p1 = p0;
  While[k < max,
    p0 = p1;
    p1 = p0 -  $\frac{f[p0]}{f'[p0]}$ ;
    k = k + 1;
    Print[" pk, " = ", PaddedForm[p1, {16, 16}], ", f[" , "pk,
      " ] = ", NumberForm[f[p1], 16] ]; ];
  Print[""];
  Print["f[x] = ", f[x] ];
  Print[" p = ", NumberForm[p1, 16] ];
  Print[" Δp = ±", Abs[p1 - p0] ];
  Print["f[p] = ", NumberForm[f[p1], 16] ]; ]
```

**Example 3. Fast Convergence** Find the solution to  $3 \text{Exp}[x] - 4 \text{Cos}[x] = 0$ . Use the starting approximation  $p_0 = 1.0$ .

**Solution**

```
f[x_] = 3 e^x - 4 Cos[x];
(p0 = 1.;) (n = 6;) (NewtonRaphson[p0, n];)
```

$$f[x] = 3 e^x - 4 \cos[x]$$

$$g[x] = x - \frac{f[x]}{f'[x]}$$

$$g[x] = x - \frac{3 e^x - 4 \cos[x]}{3 e^x + 4 \sin[x]}$$

$$g[x] = x + \frac{-3 e^x + 4 \cos[x]}{3 e^x + 4 \sin[x]}$$

$$p_0 = 1.0000000000000000, \quad f[p_0] = 5.993636261904577$$

$$p_1 = 0.4797520156057185, \quad f[p_1] = 1.298583433809675$$

$$p_2 = 0.2857383591311282, \quad f[p_2] = 0.1544175142133715$$

$$p_3 = 0.2555769004716556, \quad f[p_3] = 0.003548454019948188$$

$$p_4 = 0.2548504777343278, \quad f[p_4] = 2.042950823177847 \times 10^{-6}$$

$$p_5 = 0.2548500590289893, \quad f[p_5] = 6.785683126508957 \times 10^{-13}$$

$$p_6 = 0.2548500590288503, \quad f[p_6] = 0.$$

$$f[x] = 3 e^x - 4 \cos[x]$$

$$p = 0.2548500590288503$$

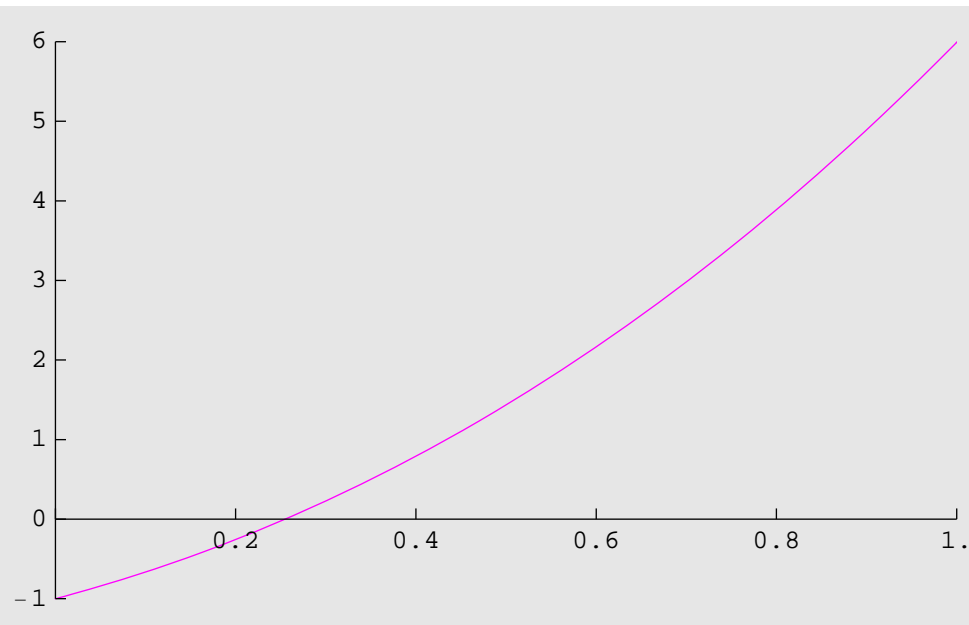
$$\Delta p = \pm 1.39055 \times 10^{-13}$$

$$f[p] = 0.$$

Null<sup>3</sup>



```
Needs["Graphics`Colors`"]
Plot[f[x], {x, 0., 1.}, PlotRange -> {{0, 1.}, {-1, 6}},
  Ticks -> {Range[0, 1, 0.2], Range[-1, 6, 1]}, PlotStyle -> Magenta]
```



**Example 4. Slow Convergence** Find the solution to  $1 - 10x + 25x^2 = 0$ . Use the starting approximation  $p_0 = 1.0$ .

### Solution

```
(f[x_] = 1 - 10 x + 25 x^2;) (p0 = 1.); (n = 25;) (NewtonRaphson[p0, n];)
```

$$f[x] = 1 - 10x + 25x^2$$

$$g[x] = x - \frac{f[x]}{f'[x]}$$

$$g[x] = x - \frac{1 - 10x + 25x^2}{-10 + 50x}$$

$$g[x] = \frac{1}{10} (1 + 5x)$$

$$p_0 = 1.0000000000000000, \quad f[p_0] = 16.$$

$$p_1 = 0.6000000000000000, \quad f[p_1] = 4.$$

$$p_2 = 0.4000000000000000, \quad f[p_2] = 1.$$

$$p_3 = 0.2999999999999999, \quad f[p_3] = 0.24999999999999996$$

$p_4 = 0.2500000000000000, \quad f[p_4] = 0.0625$   
 $p_5 = 0.2250000000000000, \quad f[p_5] = 0.015625$   
 $p_6 = 0.2125000000000000, \quad f[p_6] = 0.003906249999999778$   
 $p_7 = 0.2062500000000004, \quad f[p_7] = 0.0009765625$   
 $p_8 = 0.2031250000000005, \quad f[p_8] = 0.000244140625$   
 $p_9 = 0.2015625000000008, \quad f[p_9] = 0.00006103515625$   
 $p_{10} = 0.2007812500000012, \quad f[p_{10}] = 0.0000152587890625$   
 $p_{11} = 0.2003906250000017, \quad f[p_{11}] = 3.814697265625 \times 10^{-6}$   
 $p_{12} = 0.2001953125000026, \quad f[p_{12}] = 9.5367431640625 \times 10^{-7}$   
 $p_{13} = 0.2000976562500039, \quad f[p_{13}] = 2.384185793236071 \times 10^{-7}$   
 $p_{14} = 0.2000488281249604, \quad f[p_{14}] = 5.960464477539062 \times 10^{-8}$   
 $p_{15} = 0.2000244140624406, \quad f[p_{15}] = 1.490116119384766 \times 10^{-8}$   
 $p_{16} = 0.2000122070311609, \quad f[p_{16}] = 3.725290298461914 \times 10^{-9}$   
 $p_{17} = 0.2000061035154914, \quad f[p_{17}] = 9.31322352570874 \times 10^{-10}$   
 $p_{18} = 0.2000030517583396, \quad f[p_{18}] = 2.328306436538696 \times 10^{-10}$   
 $p_{19} = 0.2000015258796970, \quad f[p_{19}] = 5.820766091346741 \times 10^{-11}$   
 $p_{20} = 0.2000007629406392, \quad f[p_{20}] = 1.455191522836685 \times 10^{-11}$   
 $p_{21} = 0.2000003814715056, \quad f[p_{21}] = 3.637978807091713 \times 10^{-12}$   
 $p_{22} = 0.2000001907375319, \quad f[p_{22}] = 9.09494701772928 \times 10^{-13}$   
 $p_{23} = 0.2000000953714345, \quad f[p_{23}] = 2.273736754432321 \times 10^{-13}$   
 $p_{24} = 0.2000000476897200, \quad f[p_{24}] = 5.684341886080801 \times 10^{-14}$   
 $p_{25} = 0.2000000238508638, \quad f[p_{25}] = 1.4210854715202 \times 10^{-14}$

$$f[x] = 1 - 10x + 25x^2$$

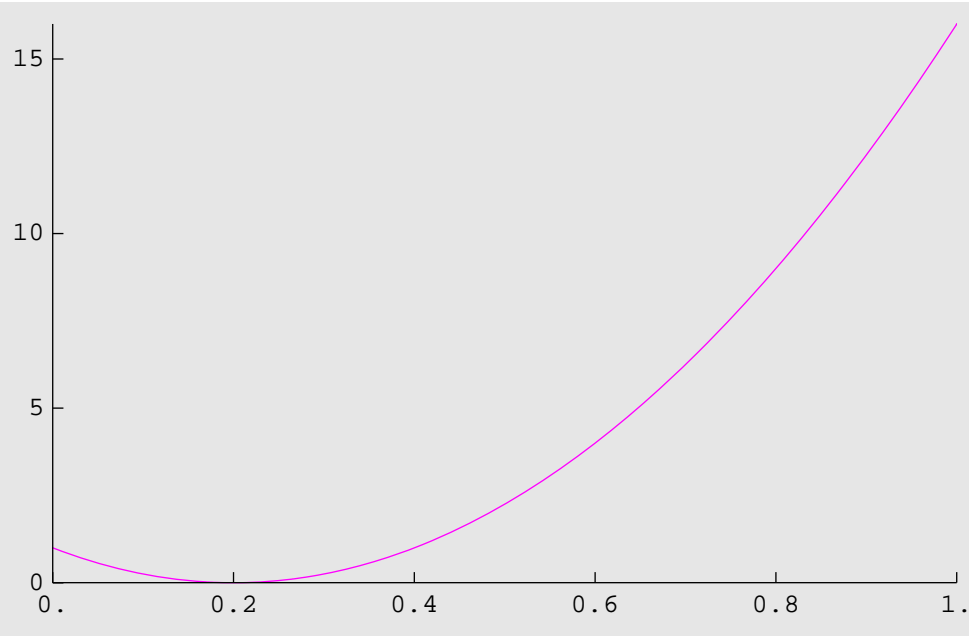
$$p = 0.2000000238508638$$

$$\Delta p = \pm 2.38389 \times 10^{-8}$$

$$f[p] = 1.4210854715202 \times 10^{-14}$$

Null<sup>4</sup>

```
Needs["Graphics`Colors`"]  
Plot[f[x], {x, 0., 1.}, PlotRange -> {{0, 1}, {0, 16}},  
  Ticks -> {Range[0, 1, 0.2], Range[0, 16, 5]}, PlotStyle -> Magenta]
```



**Example 5. Convergence, Oscillation** Find the solution to  $\text{ArcTan}[x] = 0$ . Use the starting approximation  $p_0 = 1.35$ .

**Solution**

```
f[x_] = ArcTan[x]; (p0 = 1.35`;) (n = 7;) (NewtonRaphson[p0, n];)
```

$$f[x] = \text{ArcTan}[x]$$

$$g[x] = x - \frac{f[x]}{f'[x]}$$

$$g[x] = x - (1 + x^2) \text{ArcTan}[x]$$

$$g[x] = x - (1 + x^2) \text{ArcTan}[x]$$

$$p_0 = 1.3500000000000000, \quad f[p_0] = 0.933247528656204$$

$$p_1 = -1.2840911496321360, \quad f[p_1] = -0.909140878957672$$

$$p_2 = 1.1241231064736950, \quad f[p_2] = 0.8437666774871951$$

$$p_3 = -0.7858718810026537, \quad f[p_3] = -0.6660666705392087$$

$$p_4 = 0.2915539773939717, \quad f[p_4] = 0.2836902516290485$$

$$p_5 = -0.0162510014432702, \quad f[p_5] = -0.01624957106691501$$

$$p_6 = 2.8610548941897240 \times 10^{-6}, \quad f[p_6] = 2.861054894181918 \times 10^{-6}$$

$$p_7 = -1.5612934800264890 \times 10^{-17}, \quad f[p_7] = -1.561293480026489 \times 10^{-17}$$

$$f[x] = \text{ArcTan}[x]$$

$$p = -1.561293480026489 \times 10^{-17}$$

$$\Delta p = \pm 2.86105 \times 10^{-6}$$

$$f[p] = -1.561293480026489 \times 10^{-17}$$

```
Null3
```

```
Needs["Graphics`Colors`"]
Plot[f[x], {x, -3., 2.}, PlotRange -> {{-3., 2.}, {-1.25, 1.15}},
  Ticks -> {Range[-3, 2, 0.5], Range[-1, 1, 0.5]}, PlotStyle -> Magenta]
```



**Example 6. NON Convergence, Cycling** Find the solution to  $x^3 - x + 3 = 0$ . Use the starting approximation  $p_0 = 0.0$ .

### Solution

```
(f[x_] = x^3 - x + 3;) (p0 = 0.;) (n = 16;) (NewtonRaphson[p0, n];)
```

$$f[x] = 3 - x + x^3$$

$$g[x] = x - \frac{f[x]}{f'[x]}$$

$$g[x] = x - \frac{3 - x + x^3}{-1 + 3x^2}$$

$$g[x] = \frac{3 - 2x^3}{1 - 3x^2}$$

$$p_0 = 0.0000000000000000, \quad f[p_0] = 3.$$

$$p_1 = 3.0000000000000000, \quad f[p_1] = 27.$$

$$p_2 = 1.9615384615384610, \quad f[p_2] = 8.58574192080109$$

$$p_3 = 1.1471759614035470, \quad f[p_3] = 3.362522157362049$$

$$p_4 = 0.0065793714807121, \quad f[p_4] = 2.99342091332797$$

```
p5 = 3.0003890740712320, f[p5] = 27.01011728831863
p6 = 1.9618181756663240, f[p6] = 8.58869137914838
p7 = 1.1474302284816020, f[p7] = 3.363271968902603
p8 = 0.0072562475524216, f[p8] = 2.992744134511713
p9 = 3.0004731887732160, f[p9] = 27.0123049233781
p10 = 1.9618786463602410, f[p10] = 8.58932913619802
p11 = 1.1474851932167660, f[p11] = 3.363434113639871
p12 = 0.0074025013328707, f[p12] = 2.992597904302187
p13 = 3.0004924429169550, f[p13] = 27.01280569846047
p14 = 1.9618924882463070, f[p14] = 8.58947512636186
p15 = 1.1474977745445400, f[p15] = 3.363471231200353
p16 = 0.0074359752567048, f[p16] = 2.992564435906089
```

$$f[x] = 3 - x + x^3$$

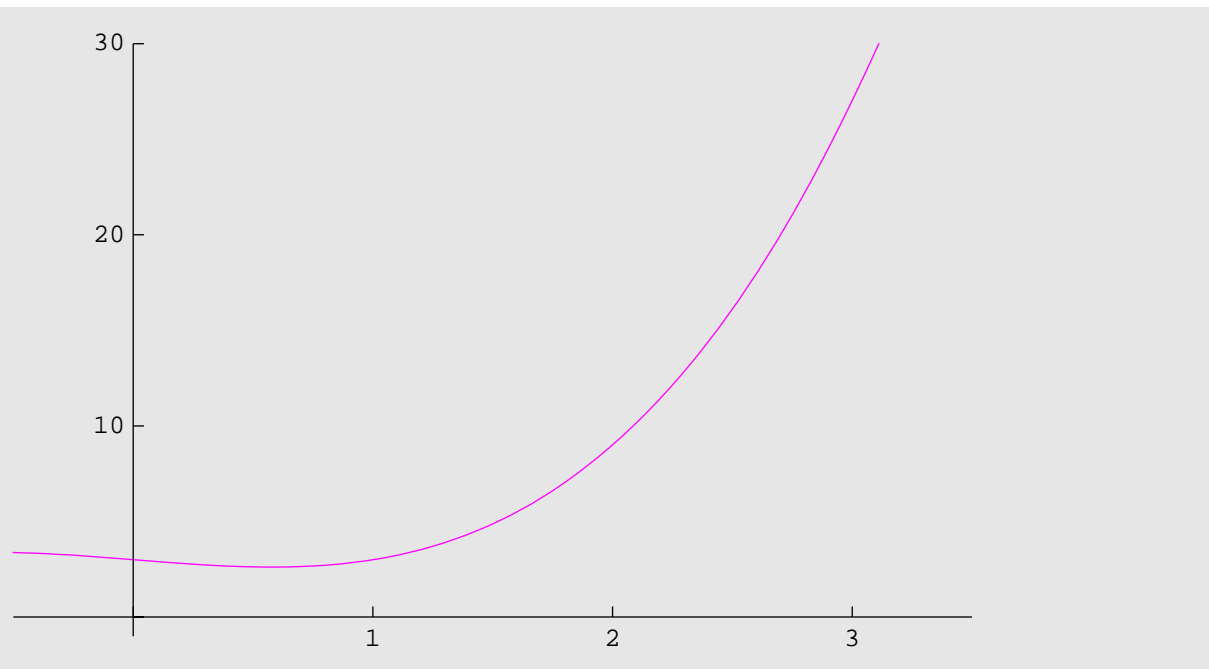
$$p = 0.007435975256704808$$

$$\Delta p = \pm 1.14006$$

$$f[p] = 2.992564435906089$$

Null<sup>4</sup>

```
Needs["Graphics`Colors`"]
Plot[f[x], {x, -0.5, 3.5}, PlotRange -> {{-0.5, 3.5}, {-1, 30}},
  Ticks -> {Range[0, 3, 1], Range[0, 30, 10]}, PlotStyle -> Magenta]
```



**Example 7. NON Convergence, Diverging to Infinity** Find the solution to  $x e^{-x} = 0$ . Use the starting approximation  $p_0 = 2.0$ .

### Solution

```
(f[x_] = x e^{-x};) (p0 = 2.;) (n = 16;) (NewtonRaphson[p0, n];)
```

$$f[x] = e^{-x} x$$

$$g[x] = x - \frac{f[x]}{f'[x]}$$

$$g[x] = x - \frac{e^{-x} x}{e^{-x} - e^{-x} x}$$

$$g[x] = \frac{x^2}{-1 + x}$$

$$p_0 = 2.0000000000000000, \quad f[p_0] = 0.2706705664732254$$

$$p_1 = 4.0000000000000000, \quad f[p_1] = 0.07326255555493671$$

$$p_2 = 5.3333333333333330, \quad f[p_2] = 0.02574906663376769$$

$$p_3 = 6.5641025641025640, \quad f[p_3] = 0.00925596782007352$$

$p_4 = 7.7438260664067120, \quad f[p_4] = 0.003356252760816831$   
 $p_5 = 8.8921098433239900, \quad f[p_5] = 0.001222392232044362$   
 $p_6 = 10.0188186727564600, \quad f[p_6] = 0.0004463739604246538$   
 $p_7 = 11.1296979393527300, \quad f[p_7] = 0.0001632739792765629$   
 $p_8 = 12.2284175661359800, \quad f[p_8] = 0.00005979102365781943$   
 $p_9 = 13.3174773106734400, \quad f[p_9] = 0.00002191366694024704$   
 $p_{10} = 14.3986627656800000, \quad f[p_{10}] = 8.03641534421722 \times 10^{-6}$   
 $p_{11} = 15.4732970793789400, \quad f[p_{11}] = 2.948596362407105 \times 10^{-6}$   
 $p_{12} = 16.5423898365106000, \quad f[p_{12}] = 1.082255066644847 \times 10^{-6}$   
 $p_{13} = 17.6067300062347600, \quad f[p_{13}] = 3.973498180122668 \times 10^{-7}$   
 $p_{14} = 18.6669465569719900, \quad f[p_{14}] = 1.459222106648405 \times 10^{-7}$   
 $p_{15} = 19.7235494338061500, \quad f[p_{15}] = 5.35989633653227 \times 10^{-8}$   
 $p_{16} = 20.7769581105923200, \quad f[p_{16}] = 1.969081564010381 \times 10^{-8}$

$$f[x] = e^{-x} x$$

$$p = 20.77695811059232$$

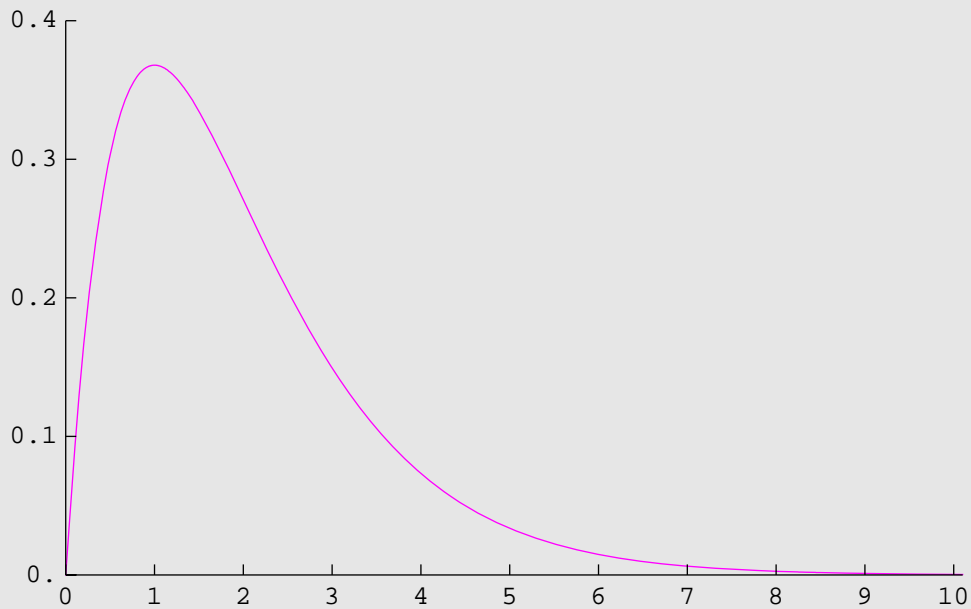
$$\Delta p = \pm 1.05341$$

$$f[p] = 1.969081564010381 \times 10^{-8}$$

Null<sup>4</sup>



```
Needs["Graphics`Colors`"]  
Plot[f[x], {x, 0, 10.1`}, PlotRange -> {{0, 10.1`}, {0, 0.4`}},  
  Ticks -> {Range[0, 10, 1], Range[0, 0.5`, 0.1`]}, PlotStyle -> Magenta]
```



**Example 8. NON Convergence, Divergent Oscillation** Find the solution to  $\text{ArcTan}[x] = 0$ . Use the starting approximation  $p_0 = 1.4$ .

**Solution**

```

f[x_] = ArcTan[x];
p0 = 1.4;
n = 10;
NewtonRaphson[p0, n];

```

$$f[x] = \text{ArcTan}[x]$$

$$g[x] = x - \frac{f[x]}{f'[x]}$$

$$g[x] = x - (1 + x^2) \text{ArcTan}[x]$$

$$g[x] = x - (1 + x^2) \text{ArcTan}[x]$$

$$p_0 = 1.4000000000000000, \quad f[p_0] = 0.950546840812075$$

$$p_1 = -1.4136186488037420, \quad f[p_1] = -0.955118257974891$$

$$p_2 = 1.4501293146283380, \quad f[p_2] = 0.967088671661225$$

$$p_3 = -1.5506259756377550, \quad f[p_3] = -0.99801410666222$$

$$p_4 = 1.8470540841501940, \quad f[p_4] = 1.074577711486838$$

$$p_5 = -2.8935623931424270, \quad f[p_5] = -1.238051375384995$$

$$p_6 = 8.7103258469833100, \quad f[p_6] = 1.456490507968295$$

$$p_7 = -103.2497737719132000, \quad f[p_7] = -1.561111378371298$$

$$p_8 = 16540.5638272396000000, \quad f[p_8] = 1.570735869363746$$

$$p_9 = -4.2972148289646090 \times 10^8, \quad f[p_9] = -1.570796324467808$$

$$p_{10} = 2.9006411728125340 \times 10^{17}, \quad f[p_{10}] = 1.570796326794897$$

$$f[x] = \text{ArcTan}[x]$$

$$p = 2.900641172812534 \times 10^{17}$$

$$\Delta p = \pm 2.90064 \times 10^{17}$$

$$f[p] = 1.570796326794897$$

```
Needs["Graphics`Colors`"]  
Plot[f[x], {x, -3.0, 2.0}, PlotRange -> {{-3.0, 2.0}, {-1.25, 1.15}},  
  Ticks -> {Range[-3, 2, 0.5], Range[-1, 1, 0.5]}, PlotStyle -> Magenta]
```

